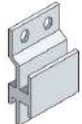
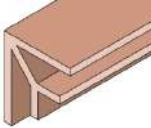
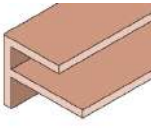


Product	Specification	10m ²	15m ²	20m ²	25m ²	30m ²	35m ²	40m ²	50m ²	60m ²
	22.5 x 136 x 3600 mm	22	32	42	54	64	75	86	106	128
Fixing Clip & Screw 	Clips are fit at 400 mm c/c	198	288	378	486	576	675	774	954	1152
Starter Strip 	1250 mm	20	29	38	49	58	68	77	95	115
Spacer Buttons 		40	58	76	97	115	135	155	191	230
Inside Corner Trim 	68 x 68 x 3600 mm	To be assessed on project basis – Inside Corner Trim is for Building Internal L Shaped Walls								
Outside Corner Trim 	45 x 45 x 3600 mm	To be assessed on project basis - Outside Corner Trim is for Building External Corners								
Joining I Trim 	45 x 33 x 3600 mm	To be assessed on project basis - Joining I Trim is to join boards together on a wall								
End F Trim 	45 x 60 x 3600 mm	To be assessed on project basis - End F Trim is to Finish Walls and Window/Door Surrounds								

This is for estimation purposes only and does not allow for wastage and offcuts. For larger areas, calculate by multiplying, for example: 80m² = 40m² x 2.